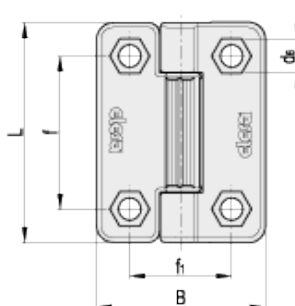
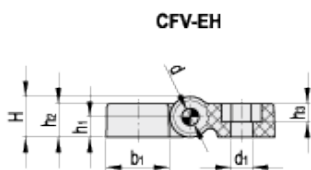
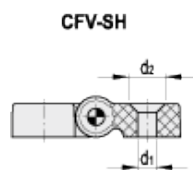


CFV.

Detent position hinges



FM Design



technical informations

Material

Glass-fibre reinforced polyamide based (PA) technopolymer. Resistant to solvents, oils, greases and other chemical agents.

Colour

Black, matte finish.

Rotation pin

AISI 303 stainless steel.

Standard executions

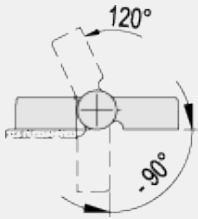
- CFV-SH: pass-through holes for countersunk head screws.
- CFV-EH: pass-through holes for hexagonal head screws.

Rotation angle (approximate value)

Max 210° (-90° and +120° being 0° the condition where the interconnected surfaces are on the same plane).

Do not exceed the rotation angle limit so as not to prejudice the hinge mechanical performance.
The detent device (ELESA patent) allows four different detent positions of the door (-90°, 0°, +70°, +115°).

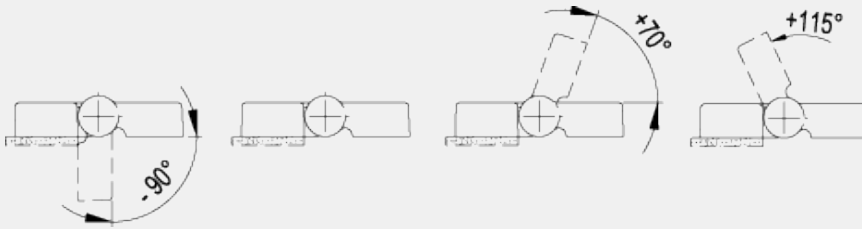
To choose the convenient type and the right number of hinges for your application, see the [Guidelines](#).



Resistant torque

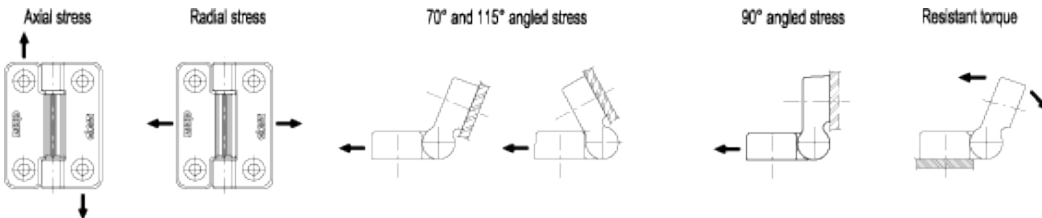
All detent positions guarantee a resistant torque of about 3 Nm (which is the torque that must be applied to free the detent device of the hinge).

The hinge had been tested with more than 20.000 opening and closing cycles and the value of the resistant torque was unchanged.



Standard Elements		Main dimensions										Fitting					Weight
Code	Description	L	B	H	f	f ₁	h ₁	h ₂	b ₁	d	d ₁	d ₂	d ₆	h ₃	C [Nm] #	g	
427626	CFV.65 SH-6	65	49.5	12	45	30	6	10	18.5	5	6.5	12.5	-	-	4	38	
427621	CFV.65 EH-6	65	49.5	12	45	30	6	10	18.5	5	6.5	-	10	5	4	38	

Suggested tightening torque for assembly screws.



Resistance tests	AXIAL STRESS		RADIAL STRESS		70° and 115° ANGLED STRESS		90° ANGLED STRESS		Resistant torque [Nm]
	Maximum working load Ea [N]	Load at breakage Ra [N]	Maximum working load Er [N]	Load at breakage Rr [N]	Maximum working load E70 and E115 [N]	Load at breakage R70 and R115 [N]	Maximum working load E90 [N]	Load at breakage R90 [N]	
CFV.65 SH-6	1320	4480	2070	5060	2150	3170	1630	3380	3
CFV.65 EH-6	1520	3840	1940	4900	1430	3660	970	3140	3



ELESA and GANTER models all rights reserved in accordance with the law. Always mention the source when reproducing our drawings.

STANDARD MACHINE ELEMENTS WORLDWIDE